

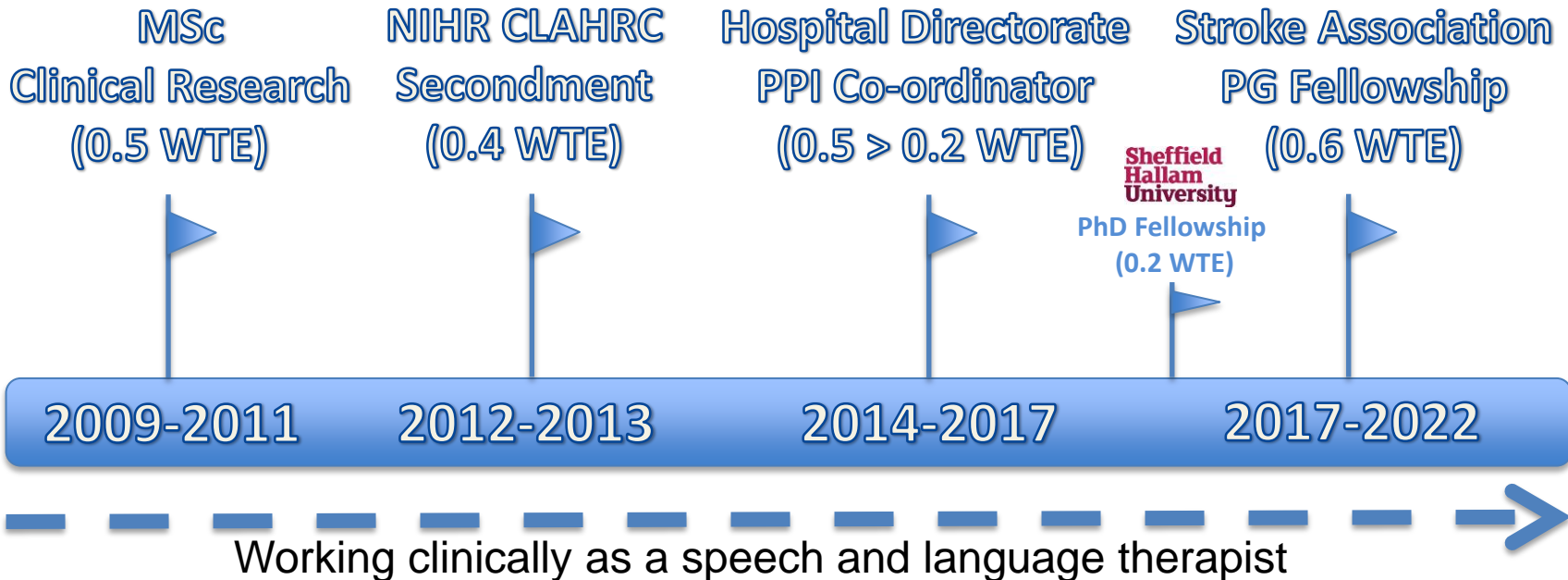


My clinical academic journey to Stroke Association Post Graduate Research Fellow

Sabrina Eltringham

Speech and Language Therapist
Sheffield Teaching Hospitals

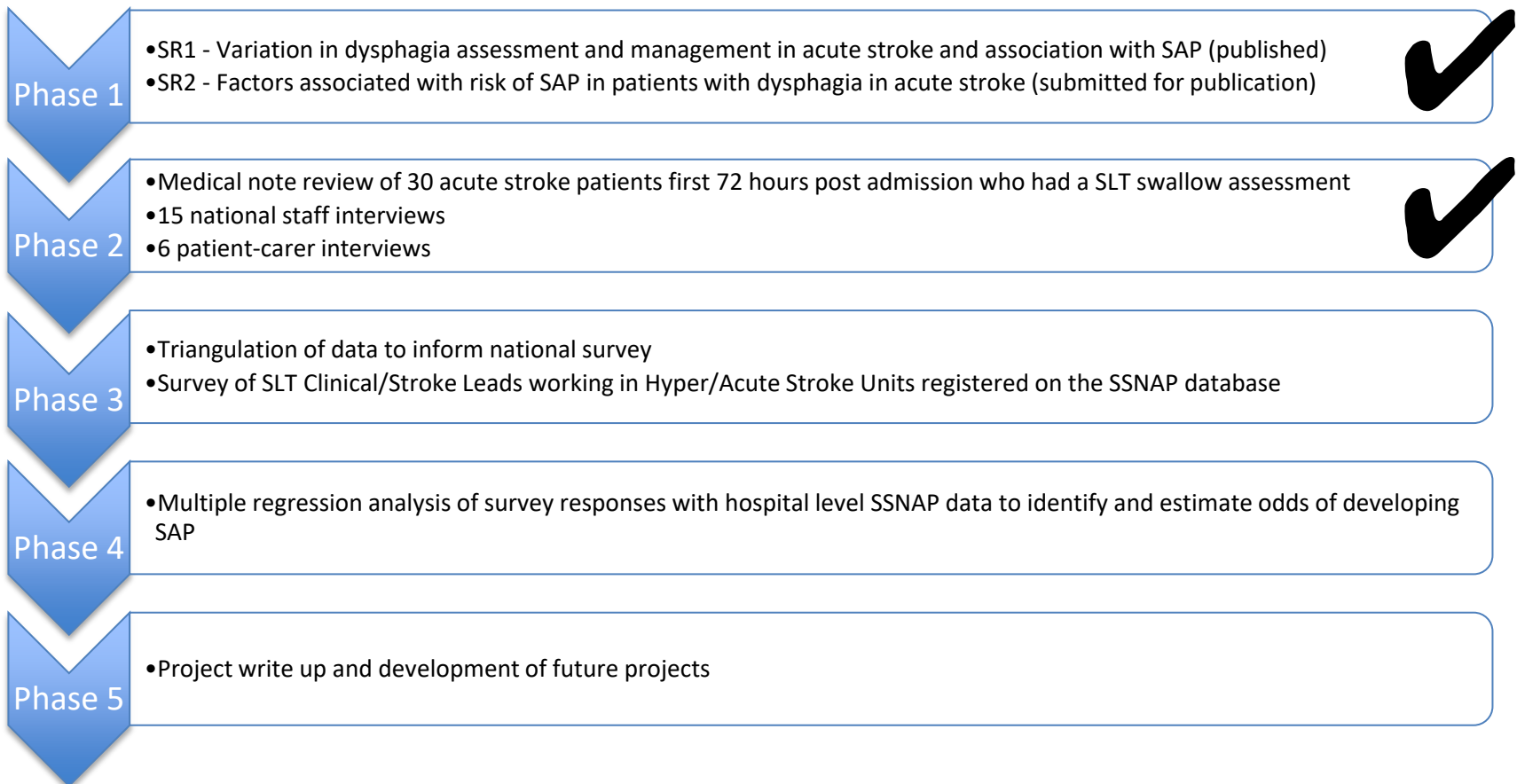
 @SabrinaEltringh

My clinical academic pathway



My PhD Research

How does variation in assessment and clinical management of dysphagia in acute stroke affect development of stroke-associated pneumonia?



Enablers and barriers to my journey

Enablers

- NIHR training schemes
- Research secondments
- Doctoral fellowship
- Supportive manager
- Clinical environment
- Paid study time from my employer

Barriers

- Availability of secondment opportunities
- Non work responsibilities

My 5 top tips for others on their research journeys

1. Discuss your research ideas or proposal with your manager.
2. Understand what is achievable in a Masters or PhD project.
3. Does your research align with the funders research priorities?
4. Build your supervisory team around you.
5. Talk to fellow clinical academics that have had success with the funding scheme you are applying for.

My contact details

- Sabrina Eltringham
- Telephone – 0114 271 2676
- Email – sabrina.eltringham@sth.nhs.uk
- Twitter - @SabrinaEltringh

Acknowledgements

- The Stroke Association
- Professor Karen Sage, Professor Sue Pownall, Professor Craig Smith and Dr Ben Bray