

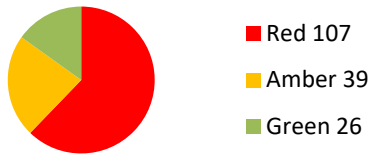
Let's Talk More in Devon

Screening & Intervening

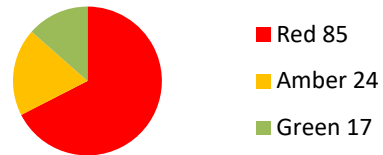
LTM data 2017

Let's Talk More Data Report 2017:

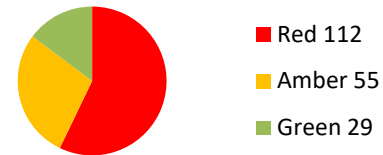
Q1 2017 Initial Screens



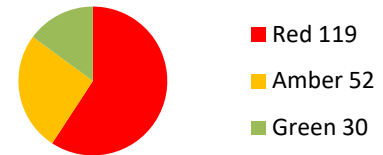
Q2 2017 Initial Screens



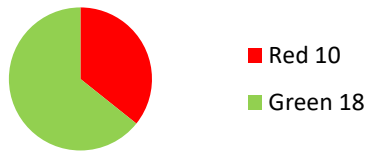
Q3 2017 Initial Screens



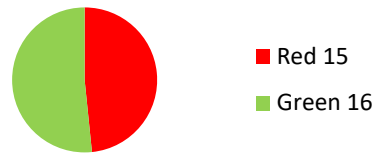
Q4 2017 Initial Screens




Q1 2017 Re Screens




Q2 2017 Re Screens



Q3 2017 Re Screens



Q4 2017 Re Screens



Red 423 (61%), Amber 170 (24%), Green 102 (15%)

Red 41 (46%), Green 48 (54%)

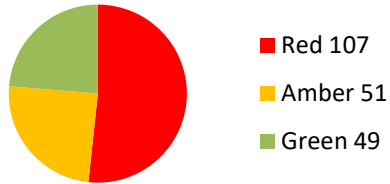
Total Initial Screens: 695

Total Re-Screens: 89

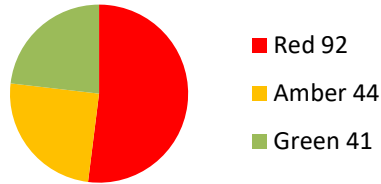
LTM data 2018

Let's Talk More Data Report 2018:

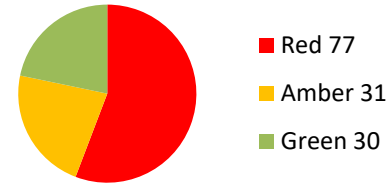
Q1 2018 Initial Screens



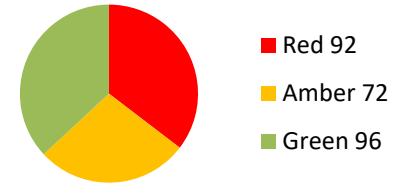
Q2 2018 Initial Screens



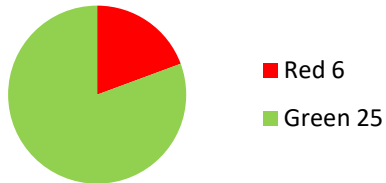
Q3 2018 Initial Screens



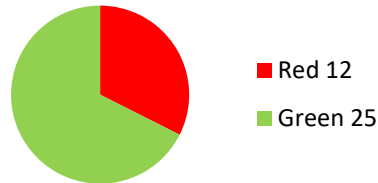
Q4 2018 Initial Screens



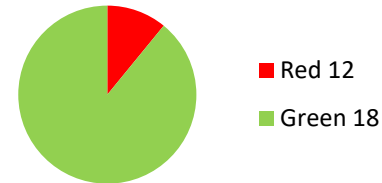
Q1 2018 Re Screens



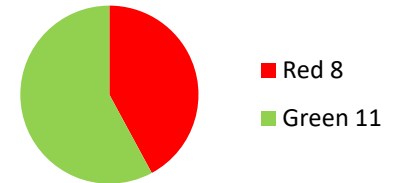
Q2 2018 Re Screens



Q3 2018 Re Screens



Q4 2018 Re Screens



Red 368 (44.5%), Amber 198 (24.5%), Green 260 (31%)

Red 38 (32%), Green 79 (68%)

Total Initial Screens: 826

Total Re-Screens: 117